

HOUSE GUIDE

Below are a few helpful tips on how to make your stay more comfortable and enjoyable. Instructions for appliances etc are located in the top drawer under TV.

CENTRAL AIR-CON

The cottage has central air-con (and ceiling fans). Being mindful of energy usage on the island, a good comfortable temperature to set the air-con at is 76 farenheit which is what it will be upon your arrival. We normally find ceiling fans are sufficient at night. Please ensure you turn off the air-con whenever you leave the house. See Appendix A for instructions.


WATER

The cottage is on city water with a back-up cistern. We do not recommend you drink from the tap. We supply you with a full 5 gallon water bottle which can be swapped at Big Rock General Store for \$6 when needed. The water bottle has a USB re-chargeable pump, the charging lead for this is located in the top drawer under the TV. Please do not remove from property.

You will find a filter jug to fill up from tap for cooking and kettle etc.

WASHER AND DYER

The cottage is equipped with a washing machine located in the kitchen cupboard and a drying line located outside to the rear of the property.





HOUSE GUIDE

TV / NETFLIX

Fitted with an Amazon Firestick, will find Dakota TV app with all channels available for you to watch, just press LOGIN. You will also see subscription channels such as Netflix, Apple TV, Disney etc which you will need to sign into with your subscription but remember to sign out before you leave. Amazon is also available but limited, you will not be able to purchase any movies or series.

BLINDS

The blinds are all push up / pull down except the small kitchen window which has a cord, please handle with care when handling.

KITCHEN

The kitchen is fitted a fridge/freezer, GE toaster/air fryer/oven, glass top hob, microwave, toaster, kettle, drip coffee machine, kettle and blender.

You will find a fully equipped kitchen with pots and pans, dinnerware, glasses, wheat straw plastic mugs and tumblers, utensils, cutlery, knives, chopping boards, tea towels, dish cloth/sponge.

Please ensure you keep clean and leave how you found them.

We supply our Guests with a starter pack of coffee filters, washing up liquid, kitchen bin bags, hand soap, toilet roll, kitchen roll and cleaning supplies.

HOUSE GUIDE

LINENS

The cottage is supplied with bed linens, bathroom towels, beach towels and kitchen tea towels.

Spare plumper pillows are supplied in the Guest closet top shelf in each bedroom.

Second set of bed linens supplied in the bottom drawer in each bedroom if needed, please launder the first set and place in drawer.

HAIRDRYER


If you need a hairdryer you will find one in the ensuite bathroom for your use but we find guests usually bring their own hair tools.

SOFA SEAT THROWS (BLUE STRIPE)

Please do not remove the blue striped throws as they are there to protect the seats from dirt, if you do need to remove the throws to wash please fit them back on straight away how you found them.

SEPTIC TANK/SANITARY ITEMS

Please note we have a septic tank. Do not flush any sanitary towels, tampons or paper towels down the toilet.





HOUSE GUIDE

BEACH EQUIPMENT

You will find a large red cooler located in kitchen and freezer blocks kept in the freezer. We supply beach chairs (not to be used in the water please), beach umbrella, flotation noodles (all kept in twin bedroom), beach towels and beach mats. Please ensure you clean equipment off with fresh water after use.

BBQ

You will find a BBQ on the patio area, please clean after each use and leave how you found it. Utensils and skewers can be found under the kitchen sink.

POWER

Being on an island we do have occasional power outages due to maintenance, bad weather or damage. Please ensure you turn the air-con off straight away.

If there is a “planned power outage” during your stay we will advise you so you can plan your day accordingly, make it a beach day or explore the island!

Alternatively, if a power outage occurs unexpectedly, please do not be alarmed, be patient as it will soon come back on, just head on out and enjoy the beach until power is restored, we will keep you updated on the situation.

We do have a back-up generator if required and a portable air-con unit.

HOUSE GUIDE

TRASH

Please place your bagged trash in the large black bin located round the back of the house, we will dispose of it for you during our trash runs.

OUTSIDE LIGHTS


There are outside lights located on the patio area and to the side of the front door. Security lights are located at the rear of the property. Please see Appendix B for detailed info on switches.

HOME SAFETY

The cottage has smoke detectors in each bedroom, a carbon monoxide detector in the living area (on the wall just outside the twin bedroom) and a multi-purpose fire extinguisher in the laundry cupboard.

HOUSE KEY / FRONT DOOR LOCKS

The front door (side of house) uses the top and bottom locks only with the house key. Please take care of your key, any loss results in full lock and key replacement at the cost to Guest(s).



APPENDIX A - CENTRAL AIR-CON



This is the air-con control on the wall by queen bedroom.

Please do not touch the AUTO / ON bottom side switch, this should always be kept on AUTO.

To switch the air-con on move the top side switch down to COOL.
To turn the air-con off move switch up one notch to OFF taking care not to switch it too far up to HEAT.

The temperature has been pre-set to 76F which is a ideal compromise of being comfortable and energy efficient.

PLEASE TURN OFF THE AIR-CON WHENEVER YOU LEAVE THE PROPERTY AS POWER SURGES CAN DAMAGE THE ELECTRONICS, THANK YOU FOR YOUR CO-OPERATION.

APPENDIX B - OUTSIDE LIGHTS



Please remember to turn all outside lights off before going to bed - thank you.